

# CANDLEWOOD YACHT CLUB

## 2025 SAILING INSTRUCTIONS



### 1 RULES

The series is governed by the rules as defined in *The Racing Rules of Sailing* (RRS.)

### 2 COMMUNICATIONS WITH COMPETITORS

On the water, the race committee intends to monitor and communicate with competitors via VHF radio on channel 68.

### 3 CLASS FLAGS

Class Flags will be the sail emblem of the Flying Scot fleet or a solid yellow flag for the Cruising fleet.

### 4 RACING AREA

The racing area will be part of Candlewood Lake, as shown in the chart below.

### 5 COURSES

- A) The course diagrams and identifying course letters are illustrated on the last page of these SI's.
- B) All marks shall be left to port.
- C) No later than the warning signal, the RC will display the course and the approximate compass bearing of the first leg.

### 6 MARKS

- A) *Marks* will be yellow inflatable tetrahedrons.
- B) The *starting* and *finishing marks* will be a round red buoy.
- C) For courses T and L (see course diagrams), the finishing *mark* will be a small yellow tetrahedron.
- D) If the RC changes the windward *mark* for the next race, as per paragraph 9, it will be an orange inflatable tetrahedron.

### 7 OBSTRUCTIONS

A boat that is racing shall not cross the start/finish line except when preparing to start, starting, or finishing. Except at those times, the start/finish line, including the marks bounding them, are designated as a single obstruction. A boat crossing the start/finish line at any other time will be disqualified. You also may not sail between Skull Island and Vaughn's Neck.


## 8 THE START

A) The starting line will be between the staff displaying the blue Race Committee (RC) flag on the RC Boat at the starboard end and the course side of the port-end starting mark.



B) Boats whose warning signal has not been made shall avoid the starting area during the starting sequence for other fleets.

C) If RC needs to postpone a race, it will display the AP flag with 2 horns. The next start sequence will start one minute after the AP flag is lowered with one horn.



D) If any boat is over the line early, the race committee will display the X flag with one horn and will attempt to hail her sail number on VHF channel 68. Failure to hail her number or her failure to hear such a hail will not be grounds for a request for redress.



E) Starting sequence: For the first race each day we use a rolling starting sequence; the Cruising Fleet sequence begins at the Flying Scot start.

F) Fleets will be started separately for subsequent races.

Minutes before starting signal		Visual signal	Sound signal	Meaning
Flying Scot	Cruising fleet			
6		None	4 Horns	The sequence is about to start
5		Flying Scot class flag displayed	Horn	Warning signal
4		Preparatory flag displayed	Horn	Preparatory signal
1		Preparatory flag removed	Long horn	One minute
0	5	Flying Scot Class flag removed Cruising Class flag displayed	Horn	Flying Scot Start Cruising Class Warning signal
	4	Preparatory flag displayed	Horn	Preparatory signal
	1	Preparatory flag removed	Long horn	One minute
	0	Cruising Class flag removed	Horn	Cruising Class Start




## 9 CHANGE OF THE NEXT LEG OF THE COURSE

- A) To change the next leg of the course, the Chase Boat will take station near the prior mark and signal all boats before they begin the next leg by displaying the C flag with repetitive sounds. The next leg will be to finish directly at the RC Boat. This will make the course shorter.
- B) When the RC moves the first mark for the second race, it will display the C flag before the starting sequence. The new windward mark will be an **orange** inflatable tetrahedron.



## 10 SHORTENING COURSE OR ABANDONING THE RACE

- A) The RC may shorten the course or abandon the race because of foul weather, insufficient wind for boats to finish within the time limit, or other reasons per RRS 32.
- B) To shorten the course, the RC or Chase Boat will station at any mark of the course and display the S flag with two sounds.
- C) To abandon the race, the RC will display the N flag with three sounds. The RC will hail the fleet on VHF channel 68, and the Chase Boat will fly the N flag.



## 11 THE FINISH

- A) The finish line will be between the staff displaying the blue RC flag on the RC Boat and the course side of the finishing mark.
- B) For courses T and L, there is a separate finish line on the other side of the RC boat.
- C) The first boat to finish in each regular fleet will be given a horn, and all following boats will be given a whistle.

## 12 TIME LIMITS

- A) The time limit for the **first** boat to finish a race shall be 75 minutes from its *starting* signal, or for the long-distance races, 4 hours. The race shall be abandoned if no boat in that fleet completes the race within the limit.
- B) The target time for a race (except for long-distance races) will be 45 minutes.
- C) Any boat that has not finished within 45 minutes, or 90 minutes for the long-distance races, of the first finisher in her fleet shall be scored TLE (Time Limit Exceeded) without a hearing.

## 13 PROTESTS

- A) Boats intending to protest must inform the other boat at the first reasonable opportunity by hailing the word “protest” and, for the Cruising fleet, also promptly raising a red protest flag. This allows the other boat to take a 720 penalty.
- B) A boat intending to protest or request redress shall inform the RC promptly after finishing.
- C) Hearing request forms are available in the rack in the sail locker. Protests and requests for redress shall be delivered to the RC within the time limit.

- D) The time limit for filing protests and requests for redress shall be 1 hour after the RC Boat reaches her dock.
- E) Appendix T: Arbitration applies. This allows quick resolutions of protests without a full protest hearing.

## 14 SAFETY REGULATIONS

- A) All boats intending to race shall check in with the RC before their first race of the day, either by radio on VHF channel 68 or by sailing past the RC Boat on starboard tack and hailing their sail number. They must receive an acknowledgment from the RC. Any boat that has not checked in will be scored DNC.
- B) A boat that retires from a race shall notify the RC at the first reasonable opportunity by hailing the RC on VHF 68 or by sailing by the RC Boat or Chase Boat and hailing.
- C) All boats must carry the following safety equipment: suitable anchor and rode, hand-bailer or pump, paddle or motor, whistle or horn, and a Type IV throwable flotation device. All boats must have a US Coast Guard approved PFD for every person on board.
- D) All Cruising Fleet boats must have a motor.
- E) All boats (except single-handed) must have a working VHF radio.
- F) Single-handed sailors must wear a PFD at all times.
- G) If the RC Boat displays the Y flag, all competitors must wear a PFD.



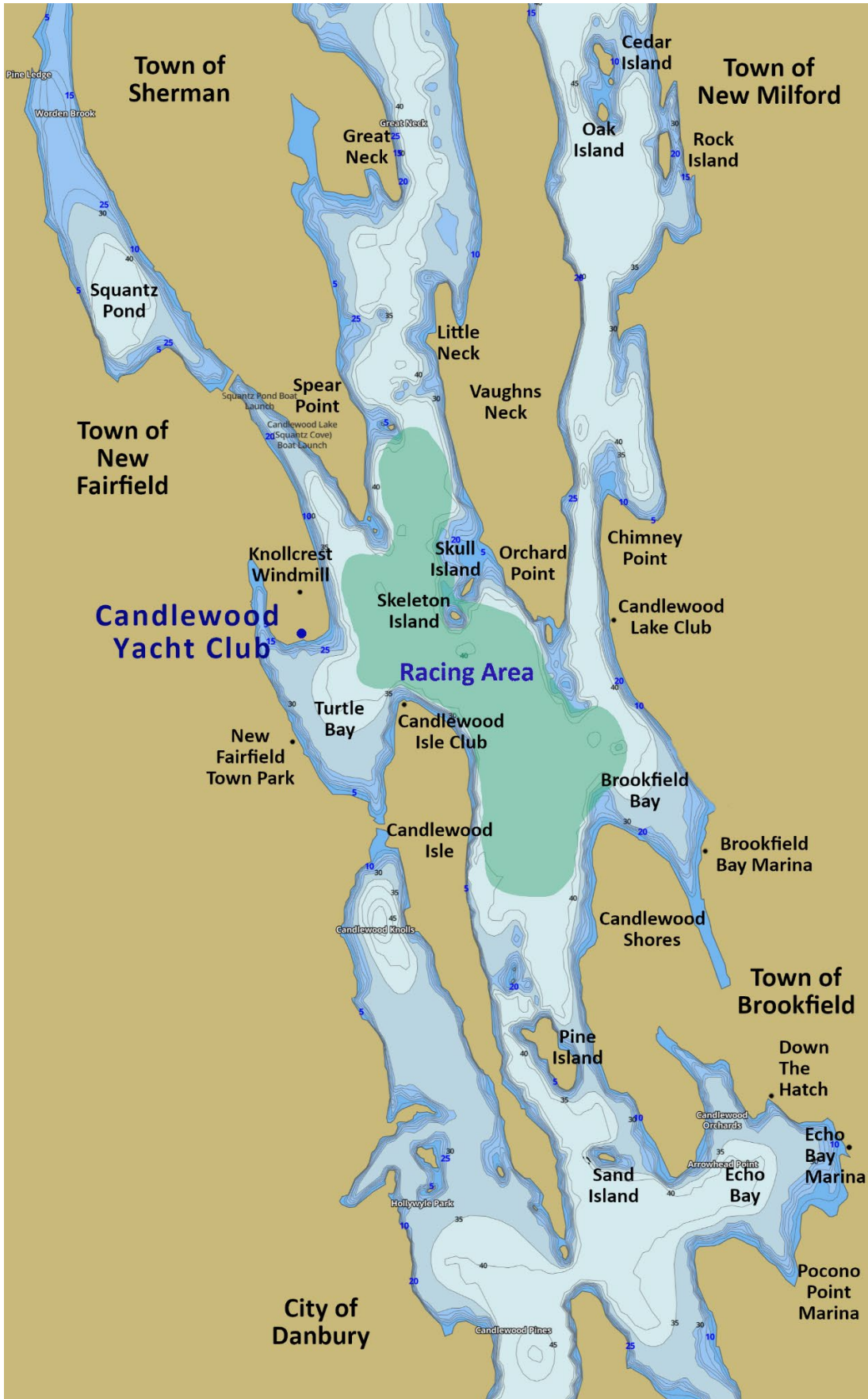
## 15 RISK STATEMENT

RRS 3 states: 'The responsibility for a boat's decision to participate in a race or to continue to race is hers alone.' By participating in this event, each competitor agrees and acknowledges that sailing is a potentially dangerous activity with inherent risks. These risks include strong winds and rough seas, sudden changes in weather, failure of equipment, boat handling errors, poor seamanship by other boats, loss of balance on an unstable platform, and fatigue resulting in increased risk of injury.

## 16 INSURANCE

Each participating boat shall be insured with valid third-party liability insurance.

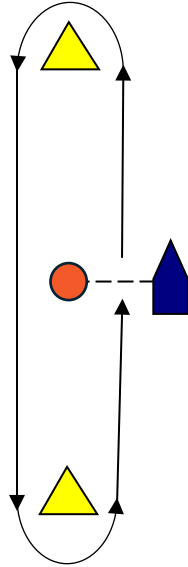
# RACING AREA



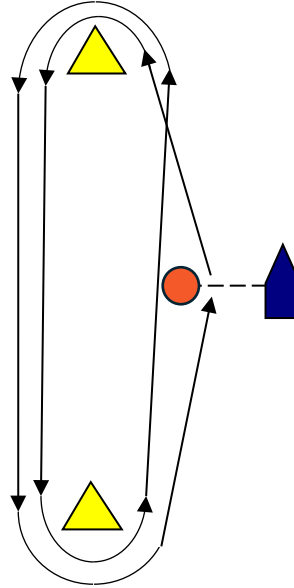
# COURSES

All marks will be left to port. The number indicates the number of laps around the course. 1 is once around, 2 is twice around. Do not cross the start/finish line except when preparing to start, starting, or finishing.

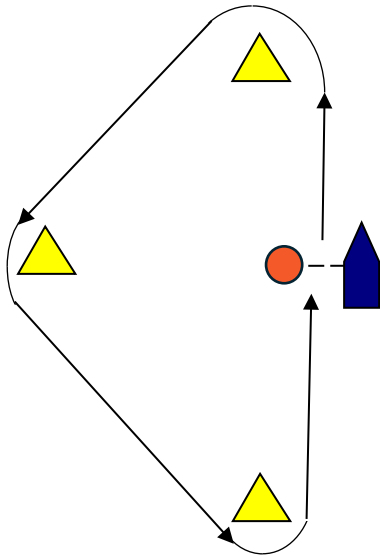
**Course W1**



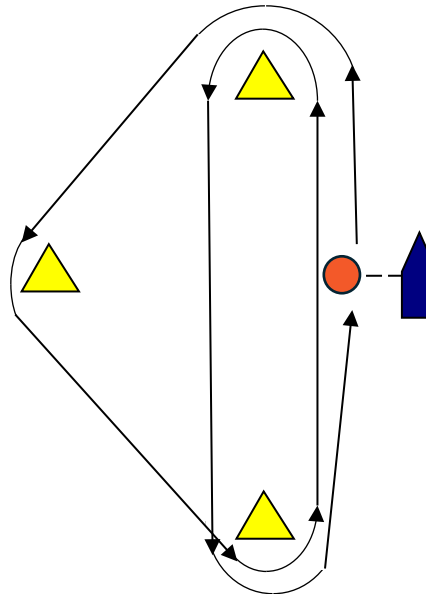
**Course W2**



**Course O1**



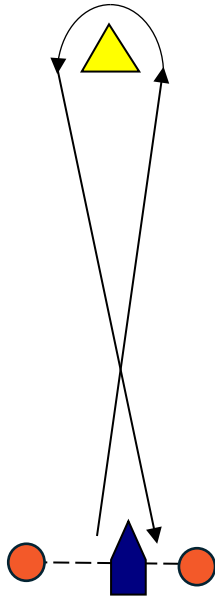
**Course O2**



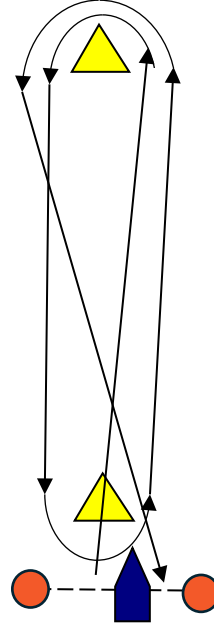
# COURSES

All marks will be left to port. The number indicates the number of laps around the course. 1 is once around, 2 is twice around, and 3 is three times around (for East/West winds). The leeward mark is not a mark of the course for the first and final leg. There are separate start and finish lines, so one fleet may start while the other is still finishing.

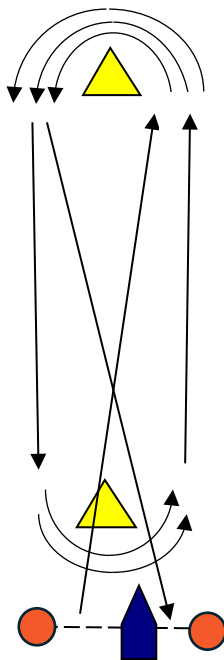
**Course L1**



**Course L2**



**Course L3**



**Course T2**

